

PRODUCTS

Crystal Vision

See Your Company in a Whole New Light

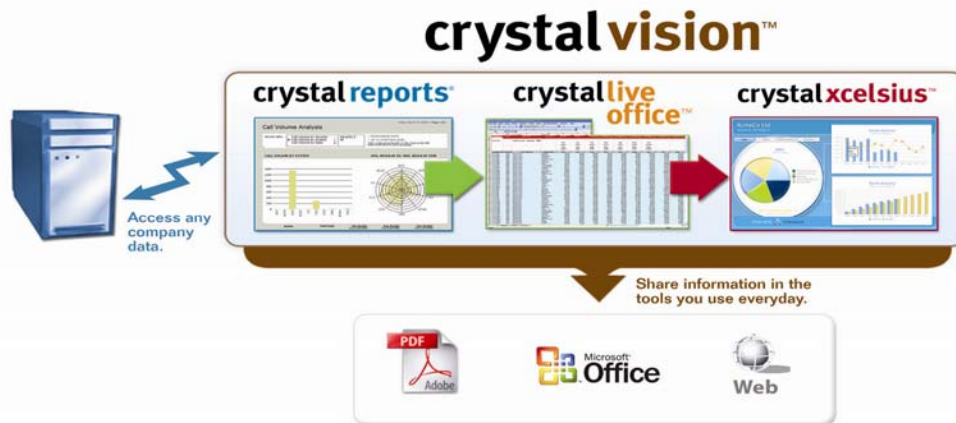
Crystal Vision:
An integrated reporting and dashboard suite:

- Access and combine any company data into Crystal reports
- Transform reports and data into interactive business dashboards
- Interact with corporate data and business dashboards in Microsoft Office

Your company needs better reporting. Everyday, employees at all levels of your organization are making decisions that impact your organization's future – and quite possibly, its survival. Where can we reduce expenses? Which marketing program is the most cost effective? How should we respond to our competitor's latest move?

Making these business decisions would be a whole lot easier if decision makers could see – and understand – current operations more clearly. But comprehensive and clear information is hard to come by. Most reports are pieced together from many data sources – from emails to spreadsheets to databases – and even then it's still not all the information needed.

And that's not the worst part. Even when the information is available, it is either in a static format decision makers can't further analyze without transposing it into a spreadsheet, or it's in eye-straining rows and columns of numbers they can't understand – and often, both! Let's face it; most reporting solutions are leaving employees to make important decisions in the dark. Now, all that has changed.



Crystal Vision integrates three proven technologies for convenient business reporting.

Crystal Vision™ is an integrated reporting and dashboard suite designed to give business analysts and IT professionals a clear picture of today's business performance, and better insight into tomorrow. And it's offered in an affordable, easy-to-use package. Now you can create and share the comprehensive, insightful information you need for better decision making:

- Reliable information based on trusted corporate data
- Insightful business dashboards and visual models
- Convenient information delivered in Microsoft Office

Three proven and innovative technologies are included with Crystal Vision to help you easily access any company data, combine it in feature-rich Crystal reports, and transform it into interactive business dashboards. Plus, unlike other reporting and

presentation tools, only Crystal Vision lets you conveniently interact with corporate data and insightful visual models right from within Microsoft Office.

Create Compelling, Feature-Rich Reports

To make the best decision possible, decision makers require a clear, consolidated view of their business operations – in a format that’s quick and easy to understand. Crystal Vision includes the world’s most popular reporting tool, Crystal Reports®, so you can quickly transform any company data into compelling, feature-rich reports that give decision makers a clear picture of today’s business performance.

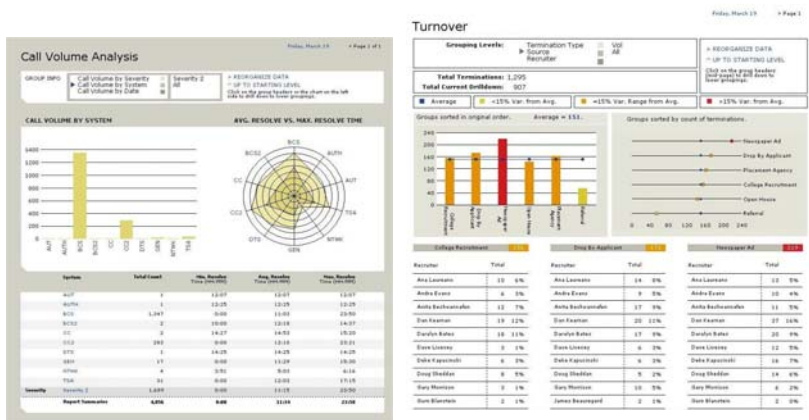
Easily Access and Combine Any Data in a Single Report

Crystal Vision takes advantage of the large breadth of data connectivity options in Crystal Reports XI so you can easily access almost any company data and combine it into a single report. More than 35 native drivers, as well as ODBC, OLE DB, and JDBC connectivity options, are included for direct access to a variety of relational, XML, and OLAP data – using simple point and click. Plus, you can even write your own SQL commands for more flexible control over how your data is queried.

Meet Any Report Formatting and Layout Requirement

With Crystal Vision, you can meet any report formatting and layout requirement. Using a variety of report design wizards and experts, it’s easy to create almost any report imaginable – from financial statements and top N sales reports, to regulatory reports. Plus a complete set of layout and design controls – including charts, alerting, grouping, and sorting – deliver the flexibility you need to give your reports a professional, pixel-perfect appearance every time.

Crystal Vision includes industry-leading Crystal Reports so you can quickly transform any data into feature-rich reports for a clear view of your business operations.



Combine any data into professional-looking, feature-rich Crystal reports.

Design Insightful Business Dashboards

Decision makers need to be able to monitor and track critical business metrics quickly and easily, and to present the results persuasively to colleagues. Crystal Vision includes award-winning Crystal Xcelsius™ so you can create insightful business dashboards from Crystal reports, ordinary spreadsheets, or corporate data – for enhanced business communication with your colleagues.

Create Dashboards and Interactive Visual Models, with Simple Point-and-Click

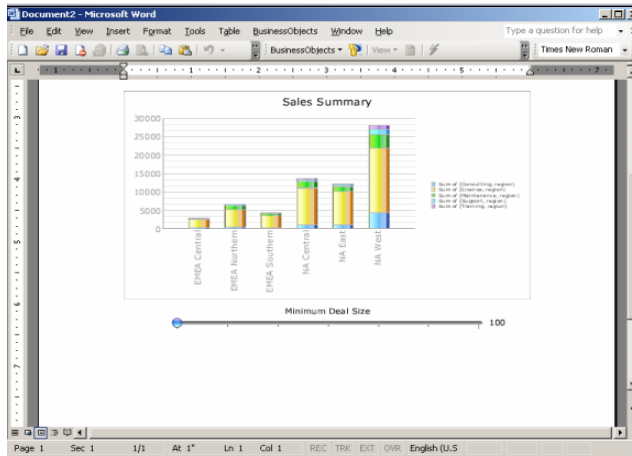
Convenient, easy-to-understand business dashboards are quickly becoming the de facto way to present information, monitor performance, and persuade others. With Crystal Vision, you can use the intuitive interface in Crystal Xcelsius to create and present business dashboards, visual models, interactive calculators, and more! With simple point-and-click, you can choose from a variety of components – including custom graphics, pre-built components, skins, maps and charts – to easily transform

Crystal Vision includes award-winning Crystal Xcelsius so you can easily create interactive business dashboards from your Crystal reports, spreadsheets and other company data.

Share Interactive Dashboards in Microsoft Office and Adobe PDF

Increase the power of your presentations, proposals, and spreadsheets – include interactive business dashboards with just one click.

Presentations, proposals, and spreadsheets are often the expected way to share information with colleagues. With Crystal Vision, you can easily embed your interactive dashboards and visual models in Microsoft PowerPoint, Word, and PDF documents – with just one click. And they retain their interactivity, so your colleagues can easily interact with the data to gain deeper insight. Plus, you can also deliver your dashboards, models, and visual calculators over the web, intranets, or portals – in any environment that supports Macromedia Flash. This ensures you and your colleagues have convenient access to the information you need in the tools you use every day.



Include interactive business models directly in presentations, spreadsheets, and documents.

Share Your Crystal Reports Over the Web with crystalreports.com—Included Free!

Crystal Vision includes a free Basic service level subscription to crystalreports.com, a new web-based report sharing platform that allows you to share your Crystal reports online, simply and securely. With just a few clicks, you can instantly share your vital Crystal reports with others – without the need to acquire internal IT resources or capital budgets. You can also upgrade to the Premium service plan anytime for additional capabilities, including report scheduling and business dashboard sharing. To get started, simply visit www.crystalreports.com and enter in the Crystal Reports XI product keycode included with Crystal Vision.

Enhance Decision Making with Clear Information

Crystal Vision is an integrated reporting and dashboard suite that helps you easily access any company data, combine it in feature-rich Crystal reports, and transform it into interactive business dashboards. Unlike other reporting and presentation tools, only Crystal Vision lets you conveniently interact with corporate data and insightful visual models right from within Microsoft Office.

Don't let your co-workers make important business decisions in the dark. With Crystal Vision, you can provide clear and comprehensive information they can access conveniently from the tools they use everyday. As a result, they just might see you – and your company – in a whole new light. To learn more about Crystal Vision, visit our website at: www.businessobjects.com/crystalvision.

Crystal Vision integrates three proven and innovative technologies to help you access any data, transform it into interactive Crystal Reports and business dashboards, and conveniently share it in Microsoft Office.

www.businessobjects.com